

PLEASE READ CAREFULLY

Requirements for projects are as described in the information below and do have a direct bearing on the printing of images on canvas or the selection of pieces you bring with you.


Bring two pieces of art on canvas: artwork image size should not exceed 500 mm x 400 mm. See below for details of the required excess canvas surrounding the artwork.

Please contact the trainer, Richard Buttle with any enquiries (rich.buttle@btinternet.com)

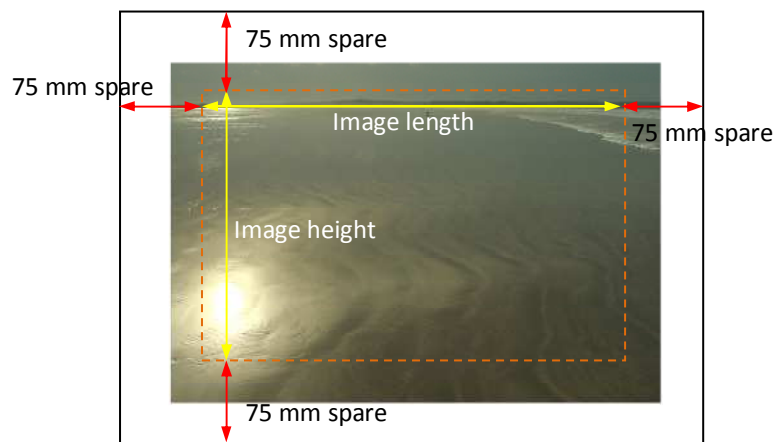
PROJECT 1 – Gallery Wrap

Artwork printed on canvas where the (selected section) image viewed on the front will be 400 mm x 500 mm (or similar).

- You will need approx 75 mm all around that (selected section) image to ensure you have enough to complete the attachment.
- If you want the image to be visible around the wrap (see image) then **at least 50 mm of the surrounding spare 75mm will be image and the rest can be blank canvas.**

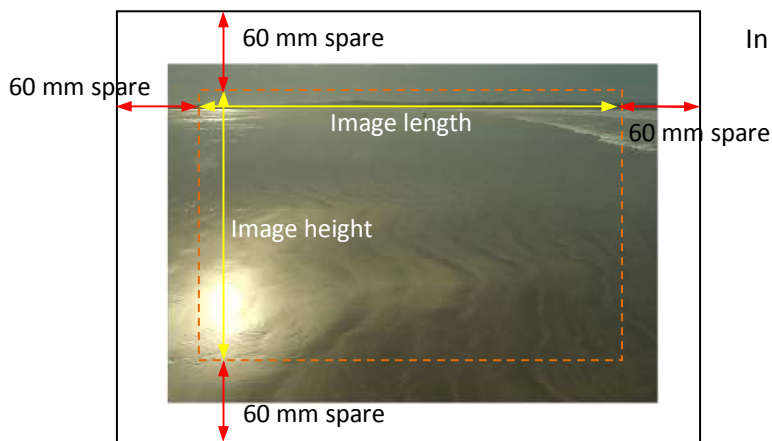


The edges of a gallery wrap will be either image or plain border



Project 2 – Tray Framed Canvas

In the second project we use a slightly shallower profile stretcher moulding. When the artwork is stretched and stapled into place we will be making a tray frame to fit.



In this project you will need to take account of the following:

- You will need approx 60 mm all around the (selected section) image to ensure you have enough to complete the attachment.
- If you want the frame edge to fit in close, the canvas wrapped around the edges of the stretcher will effectively not be visible. Therefore the 60 mm spare can feature blank canvas or part image;
- However if you want a “shadow” effect (gap between the canvas and the frame, inside edge), there will be a sight-line down the edge of the canvas block, so the 60 mm spare should be consistent: either image or blank canvas

